



# آزما صنعت گراد



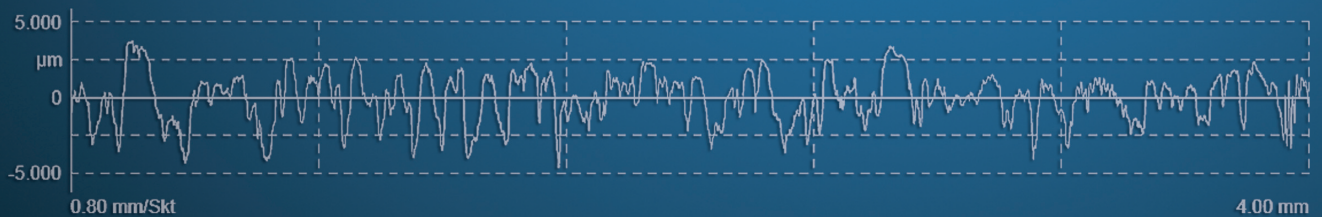
نماینده انحصاری کمپانی **Mahr** آلمان



EXACTLY

# MarSurf

NEW



 **Bluetooth®**

## MarSurf M 400

The best of the "mobiles"!

Easy. Fast. Innovative.

With skidless tracing and automatic zero setting.

|  
- 0 +

**Mahr**

EXACTLY

## MarSurf M 400. The Best of the "Mobiles"

High performance with high mobility

### Evaluation Unit MarSurf M 400




#### Easy. Fast. Innovative

Not only needed in the measuring room but also more and more often in the production area: Surface evaluation that requires skidless tracing.


This generally means higher demands of the operator qualification, more time, more adjustments.

**MarSurf M 400** offers this required performance scope in its line of mobile surface metrology – with easy and fast operation.

### Probe System BFW 250




1




2



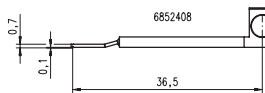
3



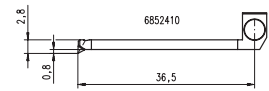
6852403



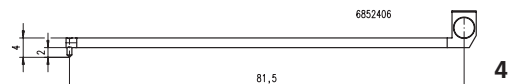
6852404



6852408



6852410



6852406

4

### Drive Unit SD 26



### Features

- **Skidless tracing** with high precision probe system (1)
- **Fast probe arm change** due to magnetic probe arm holder (2, 3, 4)
- **Protection from damage**
- **Only a few seconds of setting time required** due to motorized height adjustment of the drive unit with automatic zero setting
- **Flexible handling** with cable-free *Bluetooth* connection
- **Concise, clear and easy** due to brilliant color display for the depiction of results and operator guidance
- **Mobile use** due to operation with AC adapter or built-in battery
- **Internationally up to date** with all common parameters as per ISO, JIS, ASME, many integrated languages
- **Documentation with quality** with integrated thermal printer for printout of profile and results
- **Standardized measuring point** density despite increased measuring speed



## MarSurf M 400. The Best of the "Mobiles"

### Applications MarSurf M 400



Upside down measurement with vee-block  
Automatic zero setting of the BFW 250



Measurement in production




MarSurf measuring station with measuring stand ST-G

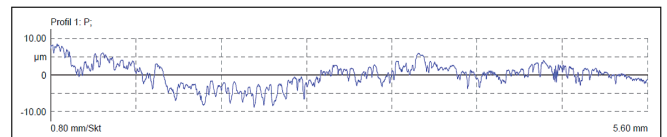
The possibility to expand the mobile surface measuring unit to a small stationary work station can be easily and quickly realized by adding only a few components from the line of MarSurf accessories.

Fast and easy alignment of the drive unit relative to the testpiece thanks to the inclination adjustment option.

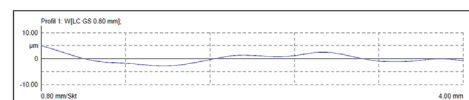
The MarSurf M 400 enables the evaluation of parameters from the P, W and R profiles.



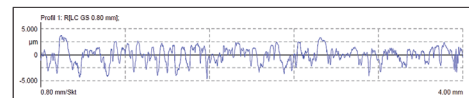
P profile



W profile



R profile



## MarSurf M 400. The Best of the "Mobiles"

### MarSurf M 400 Set



#### Scope of delivery

- Evaluation unit MarSurf M 400
- Drive unit MarSurf SD 26 incl. probe system BFW 250
- Standard probe arm (6852403)
- 1 thermo paper roll
- Wide-range AC adapter mit 3 adapters
- 2 x USB cables (to connect to PC and for use with cable)
- Operating instructions

All items are delivered in a practical carrying case.

**MarSurf M 400 set:**

**Order no. 6910404**

### Technical Data

#### MarSurf M 400 Set

Profile determination	Primary, waviness and roughness profile
Probe	Inductive skidless probe system with exchangeable probe inserts, 2 µm probe arm, measuring force approx. 0.7 mN (standard)
Filters (as per DIN/JIS)	Gaussian filter, Ls filter
Standards	DIN/ISO/JIS/ASME/MOTIF
Parameters	DIN/ISO: Ra, Rq, Rz, Rmax, Rp, Rv, Rpk, Rvk, Mr1, Mr2, A1, A2, Vo, Rt, R3z, R <sub>Pc</sub> , Rmr (3x), HSC, RSm, Rsk, Rdc, Rdq, Rkn, Pa, Pt, Pmr (3x), Pdc, Wa, Wq, Wt, WSm, Wsk, JIS: Ra, Rz, RzJIS94, Sm, S, ASME: R <sub>pA</sub> , R <sub>pm</sub> MOTIF: R, AR, Rx, W, AW, Wx, Wte, CR, CF, CL, NR, NCRX, NW, CPM
Cutoff <i>l<sub>c</sub></i> (as per ISO/JIS):	0.25 mm, 0.8 mm, 2.5 mm, automatic,
Traversing lengths <i>L<sub>t</sub></i> (as per ISO/JIS)	1.75 mm, 5.6 mm, 17.5 mm, automatic, free entry
Traversing lengths (as per MOTIF)	1 mm, 2 mm, 4 mm, 8 mm, 12 mm, 16 mm
Evaluation lengths <i>l<sub>m</sub></i> (as per ISO/JIS)	1.25 mm, 4.0 mm, 12.5 mm
Number <i>n</i> of sampling lengths (as per ISO/JIS):	selectable: 1 to 5
Short cutoff (as per ISO/JIS)	selectable
Measuring speed	0.2 mm/s; 1 mm/s
Profile resolution	Measuring range: ±250 µm = 8 nm, ±25 µm = 0.8 nm
Languages	15, 3 of them Asian
Memory	Max. 30 profiles, max. 40,000 results
Other	lock/code number protection, date/time, integrated printer, dynamic calibration function

#### Drive Unit SD 26

Traversing length	26 mm
Measuring speed	0.2 mm/s; 1 mm/s
Positioning speed in X	5 mm/s
Height adjustment in Z	7.5 mm, motorized
Positioning speed in Z	2 mm/s
Zero setting of probe system	Automatically to zero value or to specified value in the probe measuring range
Inclination adjustment	±1.5° (alignment function with user guidance in the evaluation unit)
Temperature (storage)	-15° C to +55° C
Temperature (operation)	+5° C to +40° C
Rel. humidity	30% to 85%, non-condensing
Weight	M 400: approx. 1.0 kg SD 26: approx. 0.9 kg
Interfaces	USB Slave, MarConnect (RS232)
Wide-range AC adapter	90 V to 264 V

### Mahr GmbH Göttingen

Carl-Mahr-Str. 1, 37073 Göttingen  
Telephone: +49 (0)551 7073-0, Fax: +49 (0)551 71021,  
info@mahr.com

© by Mahr GmbH, Göttingen

We reserve the right to make changes to our products, especially due to technical improvements and further developments. All illustrations and technical data are therefore without guarantee.

WWW.MAHR.COM

- 0 +

**Mahr**

E X A C T L Y



Azma Sanat Grad

**آزما صنعت گراد**

تست و اندازه گیری . تجهیزات . مشاوره

Unit 3 - 2ndfloor- No.24 West Shahid Ghandi St.  
North Sohrevardi Ave. Tehran . Iran  
Tel : +98 21 88745209 , 86030765  
Fax: +98 21 88764890

تهران - خیابان سهروردی شمالی - خیابان شهید قندی غربی  
پلاک ۲۴ - ورودی غربی - طبقه دوم - واحد ۳  
تلفن : ۸۶۰۳۰۷۶۵ ، ۸۸۷۴۵۲۰۹  
فاکس : ۸۸۷۶۴۸۹۰

[www.asgradco.com](http://www.asgradco.com)    [info@asgradco.com](mailto:info@asgradco.com)